



CAMBRIDGE  
UNIVERSITY PRESS

# Cambridge Life Competencies: Learner-centered vs Learning- centered

Angela Tatosyan  
[atatosyan@cambridge.org](mailto:atatosyan@cambridge.org)

# The Cambridge Framework for Life Competencies

## THINKING AND LEARNING SKILLS

Creativity	Critical thinking	Digital literacy	Learning to learn
Participating in creative activities	Understanding links between ideas	Using digital and online tools	Practical skills for participating in learning –
Creating new content – from own ideas or other resources	Evaluating texts, ideas and arguments	Following safe online practices – to protect yourself and your school	Showing a positive mindset for learning (English)
Discovering & expressing own personal identity and feelings through creative activities	Synthesizing ideas and information	Behaving appropriately to others online – ‘netiquette’	Reflecting on and evaluating own learning success
	Identifying and prioritising problems to be addressed		Identifying and articulating learning goals
	Evaluating options		Identifying and using effective learning techniques
	Asking effective questions		Seeking help from other people or resources
			Making notes, storing & retrieving information
			Preparing for and taking exams

## SOCIAL SKILLS

Communication	Collaboration	Emotional development	Social responsibilities
Using appropriate language/register for context	Taking turns in shared activities	Identifying and talking about own emotions	Understanding personal responsibilities as part of a group and in society – including citizenship
Managing conversations	Listening to and respecting others’ contributions	Managing own emotions	Behaving consistently with personal and social responsibilities
Overcoming own language gaps	Sharing ideas	Empathy & relationship skills; recognising & responding appropriately to other children’s emotional state	Showing leadership skills
Participating with appropriate confidence & clarity	Taking personal responsibility for own contributions to a group task		Understanding and describing own culture
Supporting others to communicate successfully	Managing the sharing of tasks in a project		Understanding and respecting how other cultures can differ
	Evaluating and responding constructively to others’ contributions or activities.		Understanding and discussing global issues - environmental, political, financial and social
			Understanding & managing career development options and techniques




CAMBRIDGE



communication

Future readiness



collaboration

Exam confidence



# The Mission

**mission** Organise a picnic

**In this unit I will:**

- 1 Find out what food my friends like.
- 2 Buy food for our picnic.
- 3 Write and share a recipe.
- 4 Have a picnic.



**mission** STAGE 1

**Find out what food your friends like. Choose food for your picnic.**

Do you like burgers? Yes, I do.

STAGE 1



**mission** STAGE 2

**Buy the food for your picnic.**

Can I have some chicken, please? Here you are.

STAGE 2



**mission** STAGE 3

**Make and share your recipe.**

My favourite sandwich  
This is a monster sandwich. It's got chicken, cheese, meat and salad. Yum!

STAGE 3



Review

**mission** in action!

4

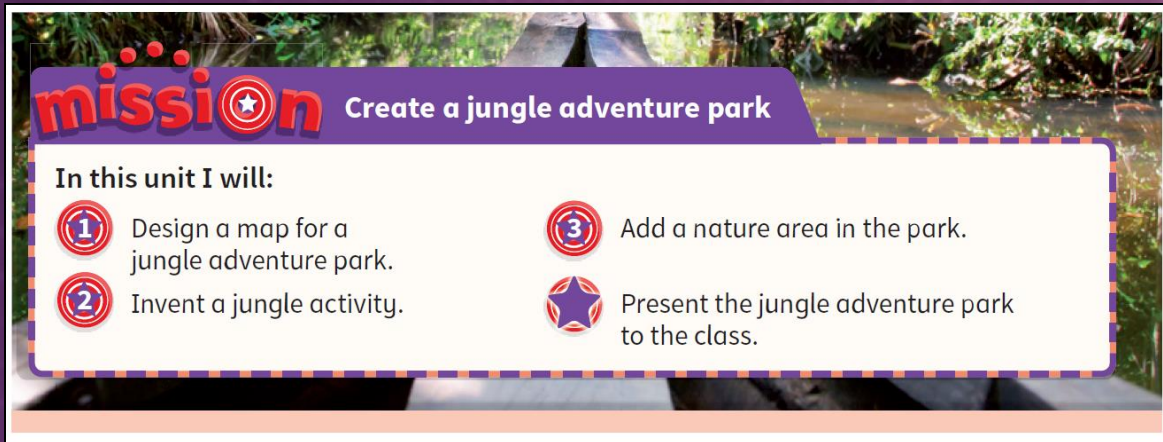
Have a picnic.

- ★ Make some food for the picnic.
- ★ Present your food to the class. Look! This is my sandwich.
- ★ Have a picnic. Would you like a banana? Can I have some water, please?
- ★ Talk about the food at the picnic. Yum! I like grapes. Me too.

My mission diary  
Activity Book  
page 44

COMPLETE

Unit consolidation 55



**mission** Create a jungle adventure park

**In this unit I will:**

- 1 Design a map for a jungle adventure park.
- 2 Invent a jungle activity.
- 3 Add a nature area in the park.
- 4 Present the jungle adventure park to the class.

1 Competence in linguistic communication

2 Competence in mathematics, science and technology

3 Digital competence

4 Learning to learn

5 Social and civic competence

6 Sense of initiative and entrepreneurship

7 Cultural awareness and expression


**Collaboration**

**Student-centred  
Learning**

**Key  
Competencies**



and he flew higher and higher. But as he got nearer to the sun, the wax between the feathers began to melt.



When Daedalus looked behind him, he couldn't see his son. "Icarus!" he shouted. "Icarus! Where are you?" Daedalus looked down. There were feathers in the sea. Daedalus went to the nearest island. He sat and looked at the sea for a long time, and he felt sad for his son. That island is now called Icaria, and the sea around it is called the Icarian Sea.

**2 Read and answer.**

- Do you like the story? \_\_\_\_\_
- What is the most exciting part? \_\_\_\_\_
- What is the saddest part? \_\_\_\_\_
- Do you know any other Greek myths? Who are the characters? What happens? \_\_\_\_\_

**3 Act out with a partner.**

Imagine you are Icarus and Daedalus in the tower. Talk about how to escape.

How can we get out of here? We could ...

OK, let's try to...

Social and emotional skills: Listening to other



**Balancing act**

**1** Watch the video.


**2** Listen and read. Answer the question.


Can you ride a bike? Do you like ice skating or doing gymnastics? When you do these activities what helps you not to fall all the time? It's your sense of balance. Your brain controls your sense of balance. The brain is a very complicated organ. Different parts control different things. The cerebellum is the part of the brain that controls balance. Without this, it would be difficult to walk or even stand up.

Which other activities need a sense of balance?

**3** Look at the pictures. Which activities need balance?



**4** Read and try the activities.

**Test your balance. Try these activities.**

**Tightrope walking.** Place a long piece of string on the floor in a straight line. Walk along the string to the end. Try it with your eyes closed, or try going backwards!

**Who's the tallest?** Work with a partner. Put one paper plate at a time onto your partner's head. Who can keep the most paper plates on their head?

12 Learn about balance and coordination

Cambridge English Scale:		Cambridge English exam:
140-160	Life Adventures 6	B1 Preliminary for Schools
120-140	Life Adventures 5	A2 Key for Schools
	Life Adventures 4	A2 Flyers
	Life Adventures 3	A1 Movers
	Life Adventures 2	
	Life Adventures 1	Pre A1 Starters

**Literature**  
**Social and Emotional Skill**

**Cross-curricular**

**Exam Preparation**

# Pupil's Book

**Lesson 1:**  
Opener and  
Mission set up

**Lesson 2:**  
Vocabulary presentation

**Lesson 3:**  
Story with new  
language presented  
in context

**Lesson 4:**  
Language practice  
and mission stage 1

**Lesson 5:**  
Vocabulary and song

**Lesson 6:**  
Grammar 2 and  
mission stage 2

**Lesson 7 & 8:** Cross curricular and video

**Lesson 9 & 10:**  
Literature and social and emotional skills

**Lesson 11:**  
Exam preparation


**Lesson 12:**  
Unit review and  
Mission in Action

# From Starters to Preliminary

Power Up Level	Syllabus	CEFR Exit point	Exam Exit Point	Flexible exit point
1	Starters (all 9 units)		Starters	
2	Movers 1 (all 9 units)			Starters
3	Movers 2 (units 1-4) Flyers 1 (units 5-9)	A1	Movers	
4	Flyers 2 (units 1-9)	A2	Flyers	Movers
5	Key for Schools 2 (units 1-7) Preliminary for Schools 1 (units 8-9)		Key For Schools	Flyers
6	Preliminary for Schools 2 (all 9 units)	B1	Preliminary For Schools	Key for Schools



# *Powering Up* for the Exam Journey





3 1.04

# Listen, point and say the colour.



Training in  
PB

Pre A1 Starters

1 Look at the pictures in Activity 3. What can you see?  
I can see ...

2 Look at Activity 3 and listen. Which picture is not correct?  
It isn't picture ... because ...

3 Listen and tick (✓) the box. There is one example.  
What food would Dan like?

A <input type="checkbox"/>	B <input checked="" type="checkbox"/>	C <input type="checkbox"/>

Where's Lucy's book?

A <input type="checkbox"/>	B <input type="checkbox"/>	C <input type="checkbox"/>

Think about what's different in pictures A, B and C.

54 Preparation for Listening Part 3

Practice  
in AB

Pre A1 Starters

1 Look at the pictures. Listen and tick (✓) the box. There is one example.  
Which is Bill's sister?

A <input checked="" type="checkbox"/>	B <input type="checkbox"/>	C <input type="checkbox"/>

1 How old is Anna?

A <input type="checkbox"/>	B <input type="checkbox"/>	C <input type="checkbox"/>

2 Where's Matt's rubber?

A <input type="checkbox"/>	B <input type="checkbox"/>	C <input type="checkbox"/>

3 Which animals on the farm?

A <input type="checkbox"/>	B <input type="checkbox"/>	C <input type="checkbox"/>

4 What does Sam like for lunch?

A <input type="checkbox"/>	B <input type="checkbox"/>	C <input type="checkbox"/>

5 Which is Lucy's brother?

A <input type="checkbox"/>	B <input type="checkbox"/>	C <input type="checkbox"/>


54 Listening Part 3

# Activity book Key features

**1 Practice time**

**Vocabulary 1**

1 Look at the clocks and write the time.




The activity book has a real exam type task

**My unit goals**

- I want to \_\_\_\_\_
- To do this, I will \_\_\_\_\_
- I will say and write \_\_\_\_\_ new words.

**My mission diary**

How was it? Draw a face.



My favourite stage: \_\_\_\_\_


**Vocabulary 2**

1 Complete the cross.

- eguhl
- conde
- serdsup
- pho
- bilcm
- htacc
- tusoh
- pisk

What's the secret word?

2 Listen and draw.



**A1 Movers**

1 Look and read and write.



**Examples**

The party food is on the table.

What's the pirate climbing on? the sofa.

**Complete the sentences.**

- The girl between the cat and the table is dressed up as a \_\_\_\_\_.
- There are some sandwiches on a \_\_\_\_\_.

**Answer the questions.**

- What's the boy with the green costume doing?
- What's falling off the chair?

**Now write two sentences about the picture.**

- \_\_\_\_\_
- \_\_\_\_\_

Learners can reflect and record their progress

The YLE monkey highlights exam tasks

**Review**

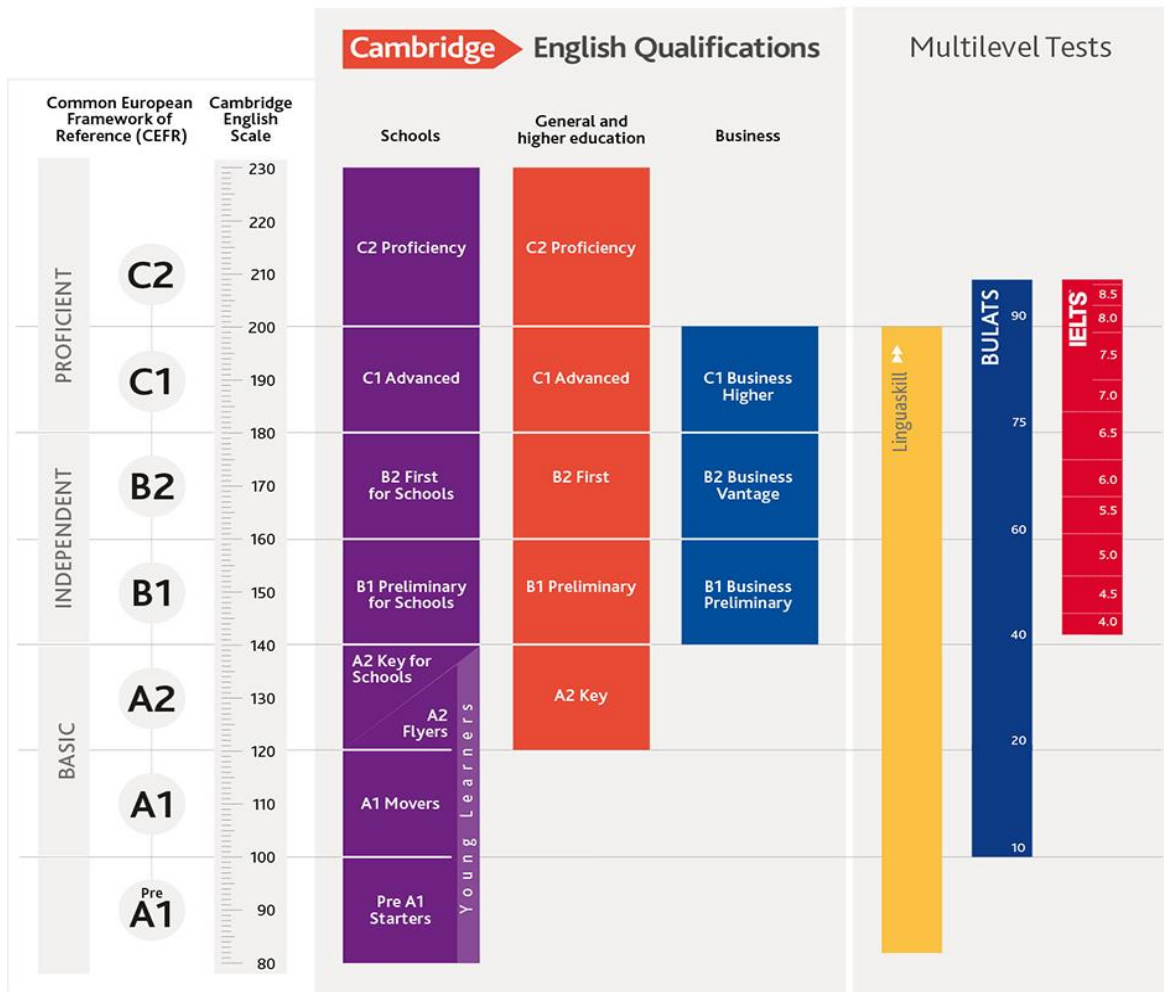
1 Read the instructions. Play the game.



**INSTRUCTIONS**

Roll the dice and move.

- On **green** squares, say the word.
- On **orange** squares, answer the question on the card.
- Go up the ladder. Go down the rope.



# Pre A1 Starters, A1 Movers, A2 Flyers



# Positioning Grid: Primary



# A new six-level skills-based exam course

# FUNSkills




Pre A1  
Starters

A1 Movers

A2 Flyers

**New!**



## Key features

- Characters, designed by real students bring learning to life and make skills FUN.
- Video animations in Presentation Plus and the Mini-Trainers provide lively input and extra help.
- Topic-led units with strong skills focus ensure that all four skills are thoroughly covered.
- ‘Grammar fun!’ section for each two levels, requested by teachers, covers key areas of grammar and structure for the exams syllabus.
- Skills checklists at the back of book help students build confidence in their progress.



**New!**

## Mini trainers





CAMBRIDGE  
UNIVERSITY PRESS

# Digital resources



- ▶▶ • Presentation Plus
- Test Generator
- Teaching with...
- Cambridge Teacher Development
- Recording of CUP webinars
- eBook
- Cambridge Online Dictionary
- World of Better Learning Blog

© Cambridge University Press

Better


Learning

© Cambridge University Press



CAMBRIDGE  
UNIVERSITY PRESS

# Digital Resources



## Online Resources

© Cambridge University Press

## Presentation Plus

## Downloadable Test Generator

Better  
Learning

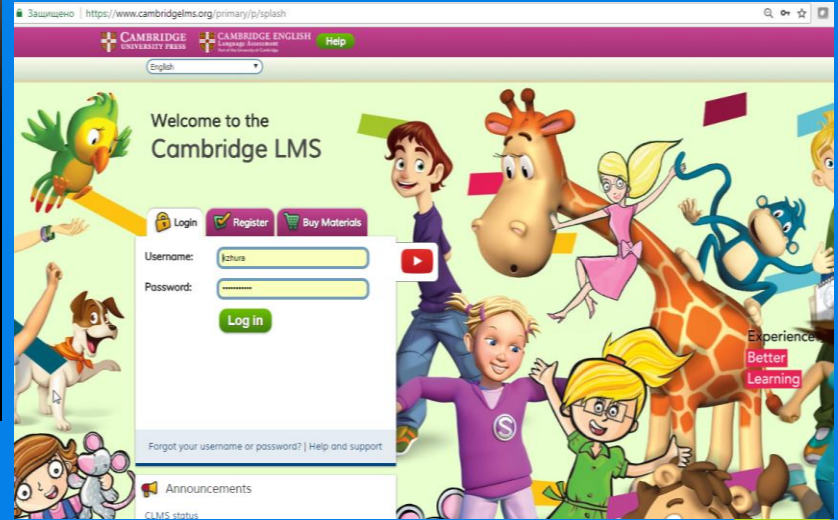


CAMBRIDGE  
UNIVERSITY PRESS

# E-books






# CLMS





CAMBRIDGE  
UNIVERSITY PRESS

# Digital resources for primary ELT



# Digital resources for primary



## Cambridge LMS Primary

<https://www.cambridgelms.org/primary/p/splash>

Online activities, games, Progress check,

### ▶▶ Teaching with Modules

- Kid's Box
- Super Minds
- Fun for Starters, Moves, Flyers 4th ed
- Storyfun 2nd Ed
- Guess What!
- **Power Up**
  
- Teaching with Kid's Box
- Teaching with Super Minds
- Teaching with Guess What!
- Teaching with Power Up
- Primary Digital Teacher Training Course





CAMBRIDGE  
UNIVERSITY PRESS

# Cambridge LMS Primary

<https://www.cambridgelms.org/primary/p/splash>

The screenshot shows the Cambridge LMS Primary splash page. At the top, there is a navigation bar with links for 'Report an Issue', 'Help', 'My Admin', 'Home', 'Notifications', 'Reports', 'Angela Tatosyan', 'My Orders', and 'Log out'. Below this is a language dropdown set to 'English' and a 'Buy Materials' button. The main content area features a 'Russia Campus' header with a dropdown arrow, a 'Join a school' button, and two tabs: 'My Teaching' and 'My Learning'. A message box states: 'To view your classes please choose a Campus or Institution from the drop-down menu above.' Below the message are three buttons: 'User search', 'Create a class', and 'Take a tour'. The page lists three classes with 'Show the Class List' buttons: 'Online Training: Teaching with Kid's Box', 'Power Up Level 1 Online Resources', and 'Storyfun 2nd Edition Online Activities 3'.

Better  
Learning

### Power Up Level 1 Online Resources

Class code: FH6eL7

Activities

Videos

Lock All

Unlock All

Hello	0%	<div style="width: 0%;"></div>	🔒
Unit 1: Our new school	0%	<div style="width: 0%;"></div>	🔒
Video Activity 1	0%	<div style="width: 0%;"></div>	🔒
Video Activity 2	0%	<div style="width: 0%;"></div>	🔒
Video Activity 3	0%	<div style="width: 0%;"></div>	🔒
Video Activity 4	0%	<div style="width: 0%;"></div>	🔒
Video Activity 5	0%	<div style="width: 0%;"></div>	🔒
Vocabulary 1	0%	<div style="width: 0%;"></div>	🔒
Vocabulary 2	0%	<div style="width: 0%;"></div>	🔒
Grammar 1	0%	<div style="width: 0%;"></div>	🔒
Grammar 2	0%	<div style="width: 0%;"></div>	🔒
Project		Not visited	🔒
Skills	0%	<div style="width: 0%;"></div>	🔒
Self-assessment		Not visited	🔒
Game 1		Not visited	🔒
Game 2		Not visited	🔒

# Activities





# Video activities



cambridgelms.org/primary/p/en/class/4678836/launch\_scom/31911/3890


My Teaching Class Activities Blog Report Card Portfolio

Power Up Level 1 Online Resources

← Previous Next →

**Content**

Watch the video. Which two things do you see?



00:28 01:04

a boat  sand  the sea  a camera

© Cambridge

← Previous Next →



CAMBRIDGE  
UNIVERSITY PRESS

# Vocabulary activities



cambridgelms.org/primary/p/en/class/4678836/launch\_scom/31904/3890

Log out

My Teaching Class Activities Blog Report Card Portfolio

Power Up Level 1 Online Resources

← Previous Next →

Content

Look, read and choose.

radio bed dining room kitchen living room  
bathroom mirror bedroom bath

© Cambridge

← Previous Next →

# Projects



3/primary/p/en/class/4678836/launch\_scom/41621/3890

[Report an Issue](#) [Help](#) [My Admin](#) [Home](#) [Notifications](#) [Reports](#) [Angela Tatosyan](#) [My Orders](#) [Log out](#)


[My Teaching](#) [Class](#) [Activities](#) [Blog](#) [Report Card](#) [Portfolio](#)


### Power Up Level 1 Online Resources

[← Previous](#) [Next →](#)

#### Label the objects in a room

- Choose a room in your house.
- Take a photo of the room.
- Label the room and six things in it.
- When you have made the picture, submit to your online portfolio



 © Cambridge


[← Previous](#) [Next →](#)



CAMBRIDGE  
UNIVERSITY PRESS

# Presentation Plus

- Pupil's Book
- Activity Book
- Teacher's Book
- Class CD
- Video DVD
- Extra Resources
- Interactive Games
- Tests



**Cross-curricular**


**1** What do you know about Beethoven and Mozart? Choose the correct words.

- |   |   |
|---|---|
| <p>1 They were important composers from the <b>twentieth / eighteenth</b> century.</p> <p>2 Beethoven played the <b>guitar / piano</b>.</p> | <p>3 Mozart came from <b>Germany / Austria</b>.</p> <p>4 Beethoven lost his <b>sight / hearing</b>.</p> <p>5 Mozart had <b>money / family</b> problems.</p> |
|---|---|



**2** Listen and read the text and the factfile.  
Check your answers to Activity 1.

## Ludwig Van Beethoven

Ludwig Van Beethoven was a classical pianist and composer in the late eighteenth and early nineteenth century. Beethoven was born in Bonn, Germany in December 1770. His father and grandfather were musicians and wanted him to be a famous child musician like Mozart. When Beethoven was only five years old, his father taught him to play the piano, violin and viola. He played his first public performance when he was only seven.

Beethoven left school to study music when he was ten years old and composed his first piece of music two years later.

<b>Name</b>	Wolfgang Amadeus Mozart
<b>Date of birth</b>	27th January 1759
<b>Place of birth</b>	Salzburg, Austria
<b>First teacher</b>	His father, who was a musician and composer.
<b>Instruments</b>	Harpsichord and violin
<b>Childhood</b>	Mozart and his sister toured Europe playing concerts. He wrote his first symphony at eight years old and his first opera at 11.
<b>Adult life</b>	Moved to Vienna 1784. Married with six children. Financial problems and bad health. Died poor.
<b>Date of death</b>	1791 (aged 35)



**1** What do you know about Beethoven and Mozart? Choose the correct words.

1 They were important composers from the  century.

2 Beethoven played the .

3 Mozart came from .

4 Beethoven lost his .

5 Mozart had  problems.



Show next answer

Show all answers

Start again



## Games

### Unit 1

Play Spell Or Slime >

Play Sentence Runner >

### Unit 2

Play Spell Or Slime >

Play Sentence Runner >

### Unit 3

Play Spell Or Slime >

Play Sentence Runner >

### Unit 4

Play Spell Or Slime >

Play Sentence Runner >

### Unit 5

Play Spell Or Slime >

Play Sentence Runner >

### Unit 6

Play Spell Or Slime >

Play Sentence Runner >

### Unit 7

Play Spell Or Slime >

Play Sentence Runner >

### Unit 8

Play Spell Or Slime >

Play Sentence Runner >

### Unit 9

Play Spell Or Slime >

Play Sentence Runner >

# Power up level 6 Presentation Plus



Question: 1/10

Level: Medium

Score: 0

Lives: 3



The plane \_\_\_ taking off late yesterday.

seen

was seen

seen was



## Links

-  The Cambridge LMS
-  Power Up website
-  Cambridge Dictionary
-  Customer Support

# Presentation Plus: Fun skills

CAMBRIDGE

Student's Book

Teacher's Book

Resources

Links



**1 About me** ▶

**Tell me everything!**

- 1 Can you tell me your favourite colour?
- 2 \_\_\_\_\_
- 3 What's your favourite subject?
- 4 What do you want to be?

*Are you happy, are you sad?  
Has your day been good or bad?  
Which songs can you sing?  
Oh tell me, tell me everything!*

- 5 Can you tell me your favourite movie?
- 6 \_\_\_\_\_
- 7 What's your favourite book to read?
- 8 And what's your dream holiday?

*Are you happy, are you sad? ...*

- 9 Which sports do you think you're good at?
- 10 \_\_\_\_\_
- 11 How many sisters and brothers have you got?
- 12 How do you get to school?

*Are you happy, are you sad? ...*

:10

01:20 01:42

https://www.cambridge.org/ru

BRIDGE  
UNIVERSITY PRESS

Academic ▾

Cambridge English

Education

Bibles

Digital Products

About Us ▾

Careers



I'm a Teacher ▾

> Sign in > Register

# Cambridge English

English Language Teaching

Search for keyword, author, ISBN, etc.



Каталог ▾

Ресурсы

Повышение квалификации

Better Learning

Новости и события

Блог

О нас

Контакты ▾

Home / Cambridge English / Каталог / Подготовка к Кембриджским экзаменам и IELTS / Fun Skills

♥ Add to wishlist

👤 Find a rep

Free samples ▾

## Fun Skills

Product details

Components

Ресурсы

Share this page

Refine results

× Clear all

Resources



Search resources by keyword



Feedback

## Refine results

✕ Clear all

### LANGUAGE LEVEL

- A1 (4)
- A2 (3)
- Pre-A1 (2)

### RESOURCE TYPE

- Answer Key (1)
- Audio Script (1)
- Classroom Audio (9)
- Self Study Audio (6)

### FILE FORMAT

- Audio (15)
- Zip File (1)

## Resources

Search resources by keyword



Found 16 Results

1

Page 1 of 1

### All course levels

#### Fun Skills Home Booklet 1 Self Study Audio

Audio, 15160KB

Download

#### Fun Skills Home Booklet 2 Self Study Audio

Audio, 13066KB

Download

#### Fun Skills Home Booklet 3 Self Study Audio

Audio, 18176KB

Download

#### Fun Skills Home Booklet 4 Self Study Audio

Audio, 12275KB

Download

#### Fun Skills Home Booklet 5 Self Study Audio

Audio, 15887KB

Download

#### Fun Skills Home Booklet 6 Self Study Audio

Download



CAMBRIDGE  
UNIVERSITY PRESS

# Digital library for teachers

<https://esource.cambridge.org>

**Sign In**

Welcome to e-Source — online resources to support your CUP purchases. Resources are unlocked using access codes and are added to your account for future use.

Please sign in to access your account

Email Address

Password

[Forgotten your password?](#)

Remember me

[Sign In](#)

---

**NEW USER?**

[Create account](#)

[Need Help?](#)



CAMBRIDGE  
UNIVERSITY PRESS

# Digital library for teachers

- Cambridge e-Source

<https://esource.cambridge.org/login>

Presentation Plus,  
Test Generator and other audio, video  
and downloadable resources

- Power Up
  - Fun skills
  - Kid's Box
  - Super Minds
  - Fun for Starters, Moves, Flyers 4th ed
  - Storyfun 2nd Ed
  - Guess What!
- © Cambridge University Press

The screenshot shows the Cambridge e-Source website interface. At the top, there's a navigation bar with 'e-Source | Cambridge University' and the URL 'esource.cambridge.org'. Below that, the 'My Resource Library' section is visible, featuring tabs for 'Registered Products' and 'Free Resources'. A central message prompts the user to 'Choose a product in your library to see the resources.' To the right, there's a form to 'Add a product to your library' with a text input for 'Your product code...' and an 'Add product' button. The main content area displays a list of products:

- Kid's Box Updated 2nd edition British English L2**: Presentation Plus. Meet Marie, Monty, Maskman and Trevor, the purple-haired troll – just a few of the colourful characters that delight... [Delete product]
- Kid's Box Updated 2nd edition British English L1**: Presentation Plus. Meet Marie, Monty, Maskman and Trevor, the purple-haired troll – just a few of the colourful characters that delight... [Delete product]
- Power Up Level 3**: Presentation Plus, Class Audios, TRB Audios, TG. Presentation Plus includes interactive whiteboard tools, a fully interactive Pupil's Book and Activity Book... [Delete product]
- Power Up Level 2**: Presentation Plus, Class Audios, TRB Audios, TG. Presentation Plus includes interactive whiteboard tools, a fully interactive Pupil's Book and Activity Book... [Delete product]

# e-Source

[My Resource Library](#)   [Help](#)

## Power Up Level 1

Presentation Plus, Class Audios, TRB Audios, TG

### Refine results

[Clear all](#)

#### CHAPTER ^

##### Presentation Plus ^

- Presentation Plus Level 1\_Mac** (1)
- Presentation Plus Level 1\_Windows** (1)
- Presentation Plus User Guide** (1)
- Terms and Conditions of Use\_Presentation Plus** (1)

##### Class Audio ^

- Student's Book Class Audio Level 1** (1)
- Activity Book Class Audio Level 1** (1)

##### Teacher's Resource Book ^

- Teacher's Resource Book Audio Level 1** (1)
- Teacher's Resource Book Level 1** (1)






##### Test Generator ^

- Test Generator Level 1** (1)



CAMBRIDGE  
UNIVERSITY PRESS

# Digital resources for secondary ELT



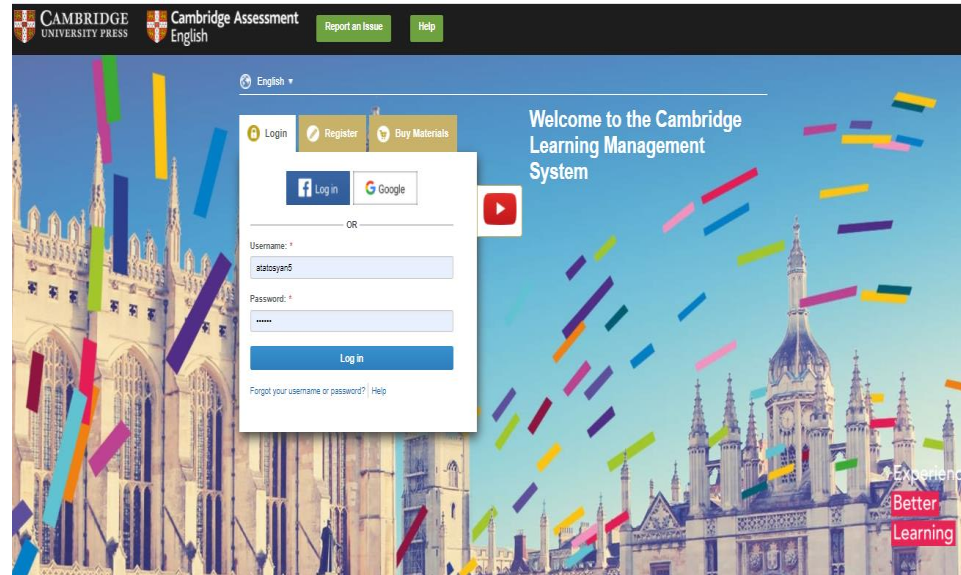


# Digital resources for secondary ELT

## Cambridge LMS secondary

<https://www.cambridgeims.org/main/p/splash>

- Eyes Open, Prepare 2Ed, THINK, Talent
- CDEIR
- Complete & Compact 2Ed
- Open World
- Mindset for IELTS
- Testbank
  
- Teaching with...
- Secondary Digital Teacher Training Course
  
- Cambridge Teacher Development





CAMBRIDGE  
UNIVERSITY PRESS

# CLMS

Class Home

Content

Resources

Class Tools

Gradebook

Lock All

Unlock All

Online Workbook Games

## Unit 1 It's a challenge!

My Progress



7%

	Vocabulary 1		50%	
	Grammar		0%	
	Vocabulary 2		0%	
	Reading		0%	
	Listening		0%	
	Writing		0%	

Help

My Admin

My Teaching

My Learning

Buy Courses

Reports

Notifications 50+

English



Lyceum 1525 Moscow...

Organisation tools

School Code: RYC4 [Edit School Code](#)

Take a tour

Please give the school code to teachers and students before they register

Manage Classes

Manage Class Groups

Manage Users

Manage Products

Class list

Create a class

Create multiple classes

Search for classes with one or more of the following options:

Search by a class code

Search by a class name

Filter by series

Filter by course

Filter by class template

Filter by class group

Search

Show All Classes

Feedback



Workbook

<h3>Unit 1: Personal profile</h3> <p>My Progress <input type="text"/></p> <p><a href="#">Show all</a></p>	 <b>0%</b>
<h3>Unit 2: In fashion</h3> <p>My Progress <input type="text"/></p> <p><a href="#">Show all</a></p>	 <b>0%</b>
<h3>Unit 3: My way of life</h3>	

### Unit 5: Take a good look

My Progress

- > Vocabulary
- > Word profile
- > Reading
- > Grammar
- > Vocabulary 2
- > Writing

[^ Hide all](#)

### Unit 5: Take a good look

My Progress  0%

>	Vocabulary	<input type="text"/>	0%	🔒
>	Word profile	<input type="text"/>	0%	🔒
>	Reading	<input type="text"/>	0%	🔒
∨	Grammar	<input type="text"/>	0%	🔒
	Exercise 9: Past simple and continuous	<input type="text"/>	0%	🔒
	Exercise 10: Past simple and continuous	<input type="text"/>	0%	🔒
	Exercise 11: Past simple and continuous	<input type="text"/>	0%	🔒
	Exercise 12: Past simple and continuous	<input type="text"/>	0%	🔒
	Exercise 13: Past simple and continuous	<input type="text"/>	0%	🔒
>	Vocabulary 2	<input type="text"/>	0%	🔒
>	Writing	<input type="text"/>	0%	🔒

[^ Hide all](#)

COMING  
IN 2020!

COMING  
IN 2020!

FULLY  
UPDATED!

for the 2020  
A2 Key for Schools  
and B1 Preliminary  
for Schools changes.



B2 First for Schools



B1 Preliminary for Schools



A2 Key for Schools



Official  
Cambridge  
Exam  
Preparation

PREPARE



For school-aged students



General English mixed  
with exam preparation



70-160 hours:  
a two-book approach  
to each exam level



20 units



Available in 2019 for Levels 1,  
2-3 (A2 Key for Schools),  
4-5 (B1 Preliminary  
for Schools)

Where English meets Exams



CAMBRIDGE  
UNIVERSITY PRESS

# Digital library for teachers

<https://esource.cambridge.org>

**Sign In**

Welcome to e-Source — online resources to support your CUP purchases. Resources are unlocked using access codes and are added to your account for future use.

Please sign in to access your account

Email Address

Password

[Forgotten your password?](#)

Remember me

[Sign In](#)

---

**NEW USER?**

[Create account](#)

[Need Help?](#)

# Digital Library for teachers

Cambridge e-Source

<https://esource.cambridge.org/login>

Presentation Plus,  
Test Generator + plenty of other resources

- Prepare 2Ed
- THINK
- Complete Key/Key for Schools 2Ed
- Complete Preliminary/Preliminary for Schools 2Ed
- Complete First/First for Schools 2Ed
- Compact Key 2Ed
- Compact Preliminary 2Ed
- Open World
- Trainers – (only Audio)

The screenshot shows the Cambridge e-Source website interface. At the top, there's a navigation bar with the Cambridge University logo and various menu items like 'Academic', 'Journals', 'Cambridge English', 'Education', 'Bibles', 'Digital Products', 'About Us', and 'Careers'. Below this is the 'e-Source' header with 'My Resource Library' and 'Help' links. The main content area is titled 'My Resource Library' and features two tabs: 'Registered Products' and 'Free Resources'. A prompt asks the user to 'Choose a product in your library to see the resources.' To the right, there's a sidebar for adding products, with a form for 'Your product code...' and 'Your activation code...', and an 'Add product' button. The main list of products includes:

- Cambridge English Empower A2**: Presentation Plus. Presentation Plus installers for Cambridge English Empower A2. Includes a 'Delete product' link and an 'Open' button.
- Complete Advanced**: Presentation Plus. Presentation Plus is a complete planning and presentation tool for teachers. Includes a 'Delete product' link and an 'Open' button.
- Prepare Second Edition Level 1**: Presentation Plus and Test Generator. Downloadable Presentation Plus and Test Generator for Prepare Second Edition Level 1. Includes a 'Delete product' link and an 'Open' button.
- Prepare Second Edition Level 1 Teacher's Resources**: Downloadable Worksheets, Class Audio and Videos. All the teacher's resources for Prepare Second Edition Level 1. Includes a 'Delete product' link and an 'Open' button.
- Complete Key for Schools 2nd Edition**: Presentation Plus and Test Generator. Downloadable Presentation Plus and Test Generator. Includes a 'Delete product' link and an 'Open' button.



# Prepare Second Edition Level 3 Teacher's Resources

Downloadable Worksheets, Class Audio and Videos

All the teacher's resources for Prepare Second Edition Level 3.

## Refine results

[Clear all](#)

### CHAPTER

Grammar

Vocabulary

Literature

Speaking

Writing



## PREPARE\_3\_Literature Worksheets

ELT zip

Format: zip (zip)

Compatibility: all major browsers and devices

File size: 1.67 MB

Duration: N/A

[Preview](#)

[Download file](#)

Grammar ▾

Vocabulary ▾

Literature ▾

Speaking ▾

Writing ▾

Video ▾

Review Games ▾

Acknowledgements ▾

Student's Book Audio ▾

Workbook Audio ▾

A2 Key for Schools Exam Preparation ▾

Practice Tests and Test Audio Part 1 ▾

Practice Tests and Test Audio Part 2 ▾

Practice Tests Sample answer sheets ▾

Tests (From Test Generator) ▾

Compatibility: all major browsers and devices

File size: 187 KB

Duration: N/A



### PREPARE\_3\_Vocabulary\_Unit\_01

ELT zip

Format: zip (zip)

Compatibility: all major browsers and devices

File size: 5.29 MB

Duration: N/A

[Preview](#)

[Download file](#)



### Prepare\_2ed\_3\_Unit1\_test\_plus

ELT zip

Format: zip (zip)

Compatibility: all major browsers and devices

File size: 1.81 MB

Duration: N/A

[Preview](#)

[Download file](#)

Codes are  
in Teacher's Book  
inner front cover



### ABOUT YOU

Answer the questions and talk about your ideas.

- 1 Think of a garden you know. Describe it to a partner.
- 2 What can children do in a garden?
- 3 Why might some people not want to share their garden with others?
- 4 How are gardens different in winter and summer?

When a giant goes on holiday, children play in his garden. When he comes back he is very angry. The children are told they are not allowed to play in the garden.

- 1 Read the text. As you read, think about this question. What happens to the garden when the children are not allowed to play in it?

### 'The Selfish Giant' from *The Happy Prince and Other Tales* (1888)

Oscar Wilde

- The poor children had now nowhere to play. They tried to play on the road, but the road was very dusty and full of hard stones, and they did not like it. They walked round the high wall when their lessons were over, and talked about the beautiful garden inside. 'How happy we were there,' they said to each other. Then the Spring came, and all over the country there were little blossoms and little birds. Only in the garden of the Selfish Giant it was still winter. The birds did not care to sing in it as there were no children, and the trees forgot to blossom. Once a beautiful flower put its head out from under the grass, but when it saw the noticeboard it was so sorry for the children that it slipped back into the ground again, and went off to sleep. The only people who were pleased were the Snow and the Frost. 'Spring has forgotten this garden,' they cried, 'so we will live here all the year round.' The Snow covered up the grass with her great white cloak, and the Frost painted all the trees silver. Then they invited the North Wind to stay with them, and he came. 'This is a delightful



spot,' he said, 'we must ask the Hail on a visit.' So the Hail came. He ran round and round the garden as fast as he could go. He was dressed in grey, and his breath was like ice.

## WRITING

- 5 What do you think was written on the noticeboard?

Noticeboards and signs give people information. Work in pairs and write signs for 1–5. Then compare your signs with another pair.

Write a sign ...

- 1 telling people a shop is closed.
- 2 telling students when the library is open and when it closes.
- 3 telling people there is a dog in a house.
- 4 saying something is not working.
- 5 giving information about transport.

## SPEAKING

- 6 Choose one student to be the giant. Make two groups. One group thinks of reasons why the giant should not let the children play in the garden. Another group thinks of reasons why he should. The groups then form two lines opposite one another. As the giant walks between the lines, tell him or her your reasons.



# Presentation Plus

Student's Book

Workbook

Teacher's Book

Games

Links

### READING

- 1 Read the text about Lola. How often does she do her favourite sport?

*Teenblog*  
**Sport**

**It's hard work, but it's fun!**  
*Posted by Lola O'Shea*

At school, I do a lot of sports like rugby, badminton and hockey. I love football, but now I have a new favourite sport – underwater football! Do you know it? It's like football, but you play it in a swimming pool. There are two teams. Each team has got 13 players, with five players in the water. The ball isn't a normal football; it's big and heavy. In normal football, players don't use their hands to hit the ball, but in underwater football, they can use their head, hands or feet to do this. Players try to hit the ball into the other team's goal. The winning team is the team with the most goals at the end of the game.

I don't play underwater football at school, but I'm in a team at a club. We usually play every week, on Saturday. Underwater football is an exciting sport but it's hard work. I love it because I like football and I like swimming, too. It's really fun!

- 2 Read the text again and choose the correct answers.

- 1 What sports does Lola do at school?  
**A** rugby, badminton and underwater football  
**B** rugby, badminton and hockey  
**C** rugby, badminton and swimming
- 2 How is underwater football different to normal football?  
**A** There are three teams.  
**B** The players use a racket to hit the ball.

- 3 Read the text again and complete the table.

### Underwater football facts

Number of teams: 1

### LISTENING

- 1 Listen to an interview with teen sports star, Andrea Murray. Tick (✓) the activities that Andrea does regularly.

- plays volleyball \_\_\_\_\_
- plays tennis \_\_\_\_\_
- goes snowboarding \_\_\_\_\_
- cycles \_\_\_\_\_
- studies \_\_\_\_\_
- listens to music \_\_\_\_\_
- reads \_\_\_\_\_
- goes to the cinema \_\_\_\_\_

- 2 Listen to the interview again. Are the sentences right (✓) or wrong (X)?

- 1 Andrea listens to Barry's podcast. \_\_\_\_\_
- 2 Andrea's father plays badminton. \_\_\_\_\_
- 3 Andrea's brothers and sisters don't like sport. \_\_\_\_\_
- 4 Andrea always plays tennis on school days. \_\_\_\_\_
- 5 She gets up at five o'clock on Wednesdays. \_\_\_\_\_
- 6 She doesn't have any free time. \_\_\_\_\_

- 3 Listen again and complete Andrea's diary.

### Friday

- 5.00 am - get up
- two hours \_\_\_\_\_ for \_\_\_\_\_
- go to school

### Saturday

- get up
- have breakfast
- all day \_\_\_\_\_

### Sunday

- 6.00 am - get up

### WRITING

A text about your favourite sport

- 1 Read the text. Tick (✓) the questions that the writer answers.

- 1 What is your favourite sport? \_\_\_\_\_
- 2 How do you play it? \_\_\_\_\_
- 3 What equipment do you need? \_\_\_\_\_
- 4 Where and when do you play it? \_\_\_\_\_
- 5 Why do you like it? \_\_\_\_\_

### My favourite sport

by Lydia

My favorite sport is basketball. Does you know it? There are to teams with five people in a team. You need a basketball and two baskets to play it. Players throw the bal in the net two score points. The team with the most points wins. I sometime play basketball at school, but I also in a team at a club. We playing every Saturday. I like basketball because it's fast and it's fun.



- 2 Read the text again and find ten mistakes with spelling and grammar.

- 3 Think about your favourite sport and answer the questions in Exercise 1. Make notes below.

\_\_\_\_\_

\_\_\_\_\_

- 4 Write about your favourite sport. Use the notes you made in Exercise 3 and write about 50 words. Remember to read your work carefully and check for spelling and grammar mistakes.

\_\_\_\_\_

\_\_\_\_\_

Prepare 2 ed Level 3

Better Learning



# Games

## Review 1

Name the Picture >

Sentence Stacker >

## Review 2

News Channel Challenge >

Stop the Wall >

## Review 3

Name the Picture >

Sentence Stacker >

## Review 4


Name the Picture >

Stop the Wall >

## Review 5

Speak or Swim >

Spell or Slime >



# SPEAK OR SWIM



Choose the best responses to get across the obstacle course. Try not to get wet!



Easy



Medium



Hard

# Test Generator



CAMBRIDGE

**PREPARE A2** **LEVEL 3**



TESTS

NEW TEST

PLACEMENT TEST

DIAGNOSTIC TEST

UNIT TESTS

TERM TESTS

END-OF-YEAR TESTS



MY TESTS

Better

Learning

# Test Generator



 CAMBRIDGE **PREPARE A2 LEVEL 3** 

TESTS | UNIT TESTS

**NEW UNIT TEST**

Unit	1	2	3	4	5	6	7	8	9	10	11	12	13	14	15	16	17	18	19	20
Standard	<input type="checkbox"/>	<input type="checkbox"/>	<input type="checkbox"/>	<input type="checkbox"/>	<input type="checkbox"/>	<input type="checkbox"/>	<input type="checkbox"/>	<input type="checkbox"/>	<input type="checkbox"/>	<input type="checkbox"/>	<input type="checkbox"/>	<input type="checkbox"/>	<input type="checkbox"/>	<input type="checkbox"/>	<input type="checkbox"/>	<input type="checkbox"/>	<input type="checkbox"/>	<input type="checkbox"/>	<input type="checkbox"/>	<input type="checkbox"/>
Plus	<input type="checkbox"/>	<input type="checkbox"/>	<input type="checkbox"/>	<input type="checkbox"/>	<input type="checkbox"/>	<input type="checkbox"/>	<input type="checkbox"/>	<input type="checkbox"/>	<input type="checkbox"/>	<input type="checkbox"/>	<input type="checkbox"/>	<input type="checkbox"/>	<input type="checkbox"/>	<input type="checkbox"/>	<input type="checkbox"/>	<input type="checkbox"/>	<input type="checkbox"/>	<input type="checkbox"/>	<input type="checkbox"/>	<input type="checkbox"/>

**READY-MADE**      **SELECT THE QUESTIONS**







CAMBRIDGE  
UNIVERSITY PRESS

The image shows a promotional graphic for Cambridge One. At the top left is the Cambridge University Press logo. The main title "Cambridge One" is centered in white text. Below the title, three devices (laptop, tablet, and smartphone) display the user interface. The laptop screen shows a "Cambridge One" login page with a "LET'S GET STARTED" button. The tablet and smartphone screens show a "Welcome" page with a "Log in" section and a "Forgot password" link. The background is a purple gradient with a faint cityscape. At the bottom, the text "Your new home for digital learning" is displayed, followed by the tagline "Experience Better Learning" in red and white.

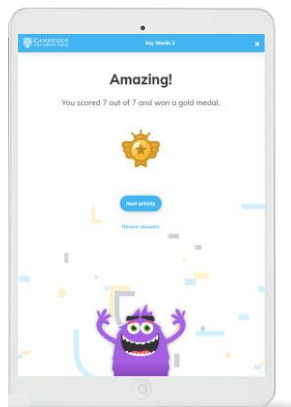
A new easy-to-use and flexible **learning environment** for English language learners and teachers.  
Intuitive, mobile-friendly navigation and clear data views.



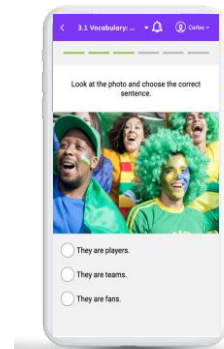
CAMBRIDGE  
UNIVERSITY PRESS

# Cambridge One

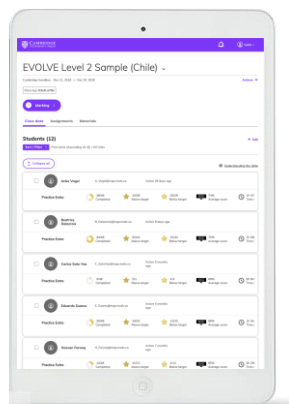
**Age-appropriate** activities and **reward system** keeps young learners motivated and gently encourages them to repeat activities, while keeping the sense of fun and achievement.



**Bite-sized practice** and automatic marking save teachers time and enable learners to get instant feedback while they learn



All teaching resources and data available in **one place**, giving quick access to everything teachers need to create a stimulating learning experience.



## Presentation Plus

Presentation tool for teachers, perfect for presenting both in **class** and **remotely**

Hi Angela!

# Cambridge One

<https://www.cambridgeone.org/home>

- Practice Extra, Class Audio
- Presentation Plus, Test Generator
- Key, Gradebook, Progress check

Cambridge Primary Path Level 1

Cambridge Primary Path Level 2

Cambridge Primary Path Level 3

Cambridge Primary Path Level 4

Cambridge Primary Path Level 5

Cambridge Primary Path Level 6

Open World Advanced and Test & Train demo

Own It! Level 1

Own It! Level 2

Own It! Level 3

Own It! Level 4

# Useful Links

- Cambridge University Press <http://www.cambridge.org/ru/cambridgeenglish> (news, events, Product information and resources, CUP catalogue, etc. )
- **Planning for Cambridge University Press products**  
<https://www.cambridge.org/ru/cambridgeenglish/news/kalendaro-tematicheskoe-planirovanie-k-kembridzhskim-uchebnikam/>
- **Cambridge University Press Free online courses**  
<https://www.cambridge.org/ru/cambridgeenglish/teacher-development/online-training-cambridge-courses>
- **Professional Development courses (5-20 hours, Cambridge University Press certificate)**  
<https://www.cambridge.org/ru/cambridgeenglish/teacher-development/online-courses1>
- **Cambridge University Press Webinars**  
<https://www.cambridge.org/ru/cambridgeenglish/events/>
- Cambridge University Press webinar recordings <https://www.youtube.com/CambridgeUPELT>
- Cambridge Online Placement test  
[https://www.metritests.com/metricatestdelivery/Assessment/Assignment?test=cept\\_demo](https://www.metritests.com/metricatestdelivery/Assessment/Assignment?test=cept_demo)
- Cambridge English & IELTS <https://www.cambridge.org/ru/cambridgeenglish/official-exam-preparation-materials>



## What courses are you looking for?

PRE-PRIMARY

PRIMARY

SECONDARY

ADULT

EXAMS

[www.cambridge.org/covidsupport](https://www.cambridge.org/covidsupport)

---

## PRIMARY COURSES



Audio

Other resources

Remote teaching



Audio

Other resources

Remote teaching



Audio

Other resources

Remote teaching



Audio

Other resources

Remote teaching



Audio

Other resources

Remote teaching



Audio

Other resources

Remote teaching



Audio

Other resources

Remote teaching



Audio

Other resources

Remote teaching

# Useful Links

- CLMS Primary - <https://www.cambridgelms.org/primary/p/splash>
- CLMS Main - <https://www.cambridgelms.org/main/p/splash>
- Cambridge One <https://www.cambridgeone.org/home>
  
- Cambridge Free English Dictionary and Thesaurus  
<https://dictionary.cambridge.org/>
- Cambridge Bookshelf  
<https://bookshelf.cambridge.org/auth/>
- App Store  
<https://apps.apple.com/ru/app/the-cambridge-bookshelf/id893406848>
- World of Better Learning Blog <https://www.cambridge.org/elt/blog/>





## STARTERS

Cambridge English: Starters  
(YLE Starters)

Information, teaching tips and  
resources



## MOVERS

Cambridge English: Movers  
(YLE Movers)

Information, teaching tips and  
resources



## FLYERS

Cambridge English: Flyers  
(YLE Flyers)

Information, teaching tips and  
resources

# WORD FUN WORLD APP



Download on the  
App Store



GET IT ON  
Google Play



CAMBRIDGE  
UNIVERSITY PRESS

Angela Tatosyan

Cambridge University  
Press  
Moscow

mobile:

**7 916 720 46 15**

[atatosyan@cambridge.org](mailto:atatosyan@cambridge.org)